











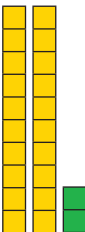


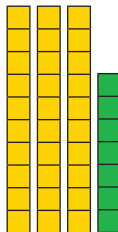
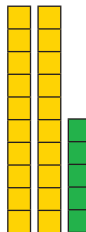



Rangschikken van eenheden en tientallen1. Werken met tientallenrijen en eenhedenhokjes:

Tel de hieronder afgebeelde tientallenrijen en eenhedenhokjes. Schrijf dan het getal, dat eruit komt op.

					
1 T 5 E	1 T 8 E	2 T 3 E	2 T 9 E	2 T 1 E	1 T 2 E
↓	↓	↓	↓	↓	↓
15	18	23	29	21	12
					
0 T 7 E	1 T 4 E	2 T 6 E	2 T 0 E	3 T 4 E	3 T 9 E
↓	↓	↓	↓	↓	↓
7	14	26	20	34	39

2. Lees uit de hokjes de getallen af en schrijf ze onderin op:

					
2 T 2 E	2 T 8 E	1 T 4 E	3 T 7 E	2 T 5 E	1 T 9 E
↓	↓	↓	↓	↓	↓
22	28	14	37	25	19