




Geschenk hangers Kerstmis













De geschenk hangers
gewoon uitprinten,
uitknippen, vouwen en
aaneenlijmen.









Voor de geschenk hangers
een gat met een perforator
maken en een lint of koord
erdoor halen.









Vrolijk
Kerstfeest



Vrolijk
Kerstfeest



Vrolijk
Kerstfeest



Vrolijk
Kerstfeest



.....

.....

.....

.....

.....

.....

.....

.....

Vrolijk
Kerstfeest



Vrolijk
Kerstfeest



Vrolijk
Kerstfeest



Vrolijk
Kerstfeest



.....

.....

.....

.....

.....

.....

.....

.....