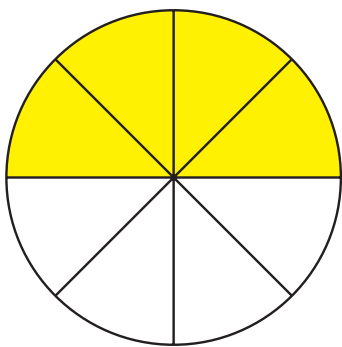




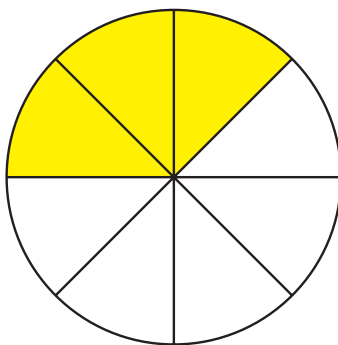
BREUKEN GEOMETRISCH TEKENEN



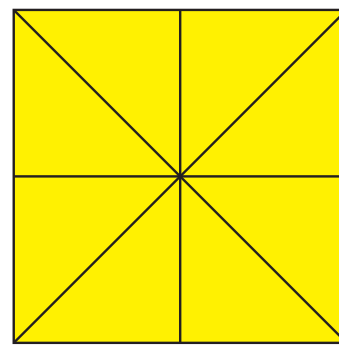
1 Kleur de opgegeven breuk met je favoriete kleur in!



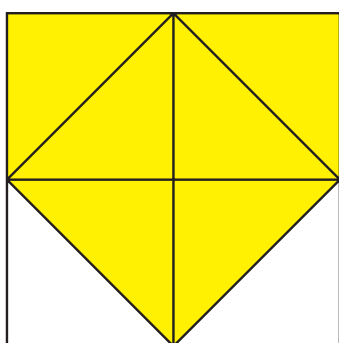
$$\frac{2}{4}$$




$$\frac{3}{8}$$



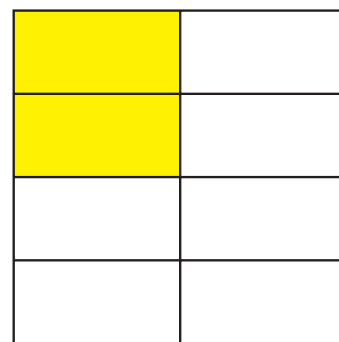
$$\frac{2}{2}$$



$$\frac{6}{8}$$

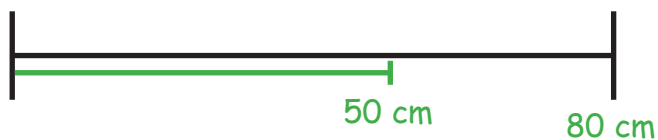


$$\frac{3}{4}$$




$$\frac{1}{4}$$

2 Meet met je liniaal de lengte van de afgelegde afstand. Teken dan de breuk met een kleur in!



$$\frac{5}{8}$$



$$\frac{2}{3}$$



$$\frac{1}{5}$$