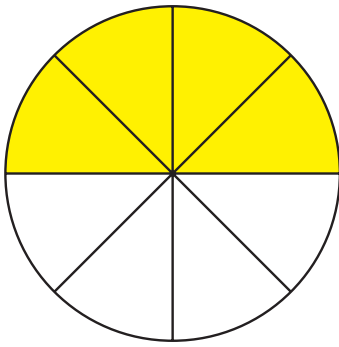




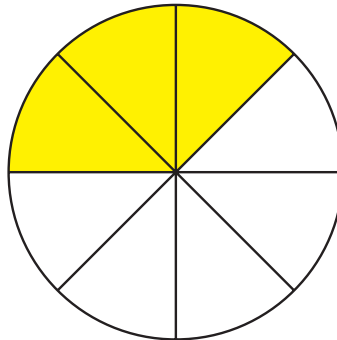
## Brüche geometrisch zeichnen



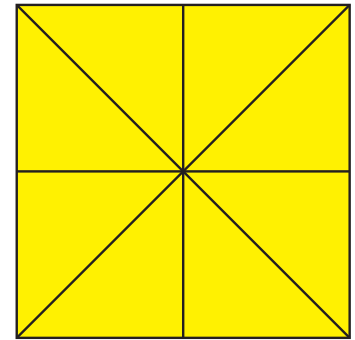
1 Bemale den angegebenen Bruch mit deiner Lieblingsfarbe!



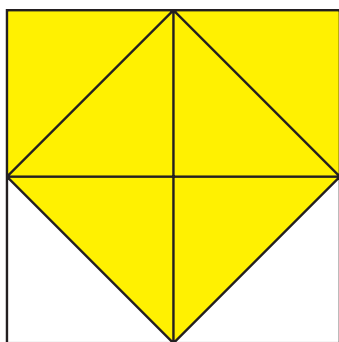
$$\frac{2}{4}$$




$$\frac{3}{8}$$



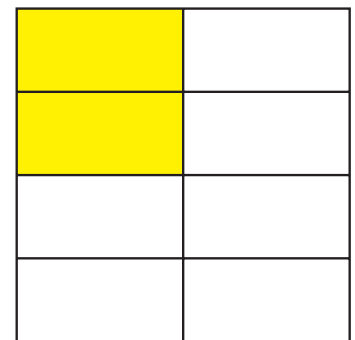
$$\frac{2}{2}$$



$$\frac{6}{8}$$

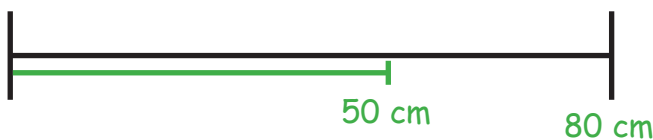


$$\frac{3}{4}$$



$$\frac{1}{4}$$

2 Messe mit deinem Lineal die Länge der Strecken. Zeichne dann den jeweiligen Bruch mit Farbe ein!



$$\frac{5}{8}$$



$$\frac{2}{3}$$



$$\frac{1}{5}$$