



Evenveel motiefjes

1. Teken aan elke kant van de weegschaal evenveel motiefjes:




$$1 = 1$$




3

=




3




5

=

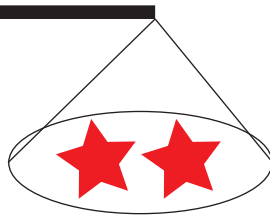


5

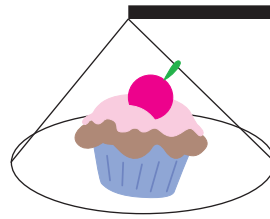


2

=

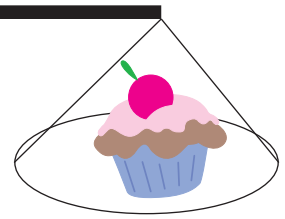


2




1

=




1

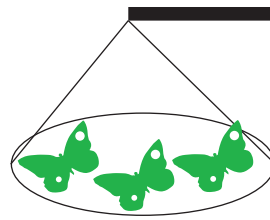


4

=

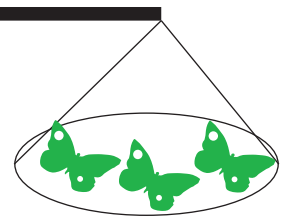


4




3

=




3




1

=




1



2

=



2