

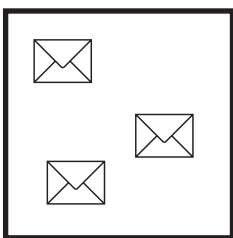
Oefeningen tot 5

Maak de rijen af:


Handwriting practice for the number 5. The first row shows the number 5 with vertical dashed lines for stroke order. The second row shows the number 5 with double dots for stroke order. The third row shows the number 5 with downward-pointing triangles for stroke order.



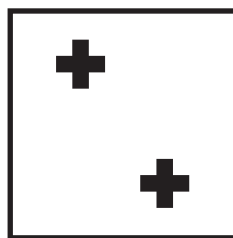
Tel de voorwerpen en vul het aantal in de vakjes in:




3



4




2



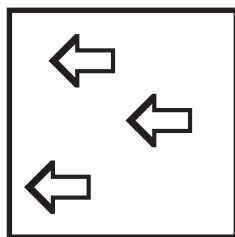
5




4




1




3



5



2



3