


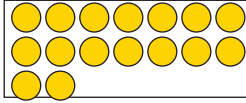










Tekenen en leggen

1. Teken erbij!

enkel:	het dubbele:	enkel:	het dubbele:
 2	 4	 8	 16
 4	 8	 5	 10
 6	 12	 10	 20

2. Leg de opgaven met plaatjes:

enkelvoudig:	8	5	6	9	11	13	15	12	4	7	14	11	8	6	3	7	2
het dubbele:	16	10	12	18	22	26	30	24	8	14	28	22	16	12	6	14	4

3. Het dubbele van een getal kun je twee manieren berekenen:


$1 + 1 = 2$ of $2 \times 1 = 2$	$6 + 6 = 12$ of $2 \times 6 = 12$
$2 + 2 = 4$ of $2 \times 2 = 4$	$7 + 7 = 14$ of $2 \times 7 = 14$
$3 + 3 = 6$ of $2 \times 3 = 6$	$8 + 8 = 16$ of $2 \times 8 = 16$
$4 + 4 = 8$ of $2 \times 4 = 8$	$9 + 9 = 18$ of $2 \times 9 = 18$
$5 + 5 = 10$ of $2 \times 5 = 10$	$10 + 10 = 20$ of $2 \times 10 = 20$

4. Bestaat er het dubbele van nul? Neem je vingers om te controleren!


$0 + 0 = 0$

$2 \times 0 = 0$


5. Martine en haar broer vergelijken:



De linkse vuurtoren heeft 2 verdiepingen.



$1 \times 2 = 2$



De rechtse vuurtoren heeft het dubbele.

$2 \times 2 = 4$

