

## VERDUBBELEN

Verdubbelen betekent: 2 maal zo groot maken ofwel vermenigvuldigen met 2!




2 keer 2 aardbeien

som:  $2 * 2 = 4$



2 keer \_\_\_\_\_ bijen

som: \_\_\_\_\_




2 keer \_\_\_\_\_ potlood


som: \_\_\_\_\_

1


Teken alles twee keer en bereken!




$2 * 6 =$  \_\_\_\_\_



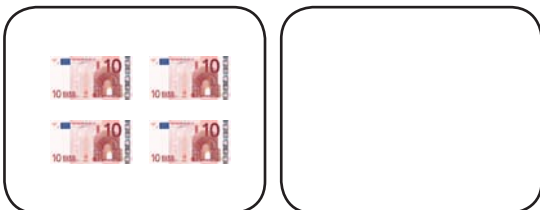
$2 * 8 =$  \_\_\_\_\_




\_\_\_\_\_



\_\_\_\_\_



\_\_\_\_\_



\_\_\_\_\_

# VERDUBBELEN

2

**Teken eerst! Verdubbel daarna de tientallen, en vervolgens de eenheden!**

$2 * 22 = \underline{\hspace{2cm}}$

$2 * 20 = \underline{\hspace{2cm}}$

$2 * 2 = \underline{\hspace{2cm}}$

$2 * 34 = \underline{\hspace{2cm}}$

$2 * 30 = \underline{\hspace{2cm}}$

$2 * 4 = \underline{\hspace{2cm}}$

$2 * 19 = \underline{\hspace{2cm}}$

$2 * 10 = \underline{\hspace{2cm}}$

$2 * 9 = \underline{\hspace{2cm}}$

$2 * 43 = \underline{\hspace{2cm}}$

$2 * 40 = \underline{\hspace{2cm}}$

$2 * 3 = \underline{\hspace{2cm}}$

$2 * 28 = \underline{\hspace{2cm}}$

---



---

$2 * 35 = \underline{\hspace{2cm}}$

---



---

$2 * 48 = \underline{\hspace{2cm}}$

---



---

$2 * 15 = \underline{\hspace{2cm}}$

---



---